


SGG  
**PLANILAQUE** 

#PlayWithColours



**DOLCE VITA**



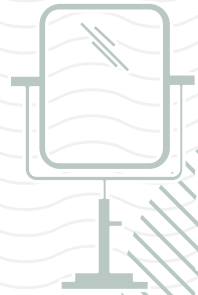
**COCOON**



**POP**



**LOUNGE**



**METALLICS**



**URBAN**



**PASTELS**



  
**SAINT-GOBAIN**




Saint-Gobain, a world leader in the habitat and construction markets, designs, manufactures and distributes high-performance building materials across the world. Saint-Gobain in India is all set to revolutionise interior spaces and expand the canvas of glass and its applications with the new ***Saint-Gobain Inspire***, a stunning range of interior glass and solutions.

*SGG*  
**PLANILAQUE** 

Explore sgg Planilaque, a range of lacquered glass designed to breathe life into your interiors and bring wellbeing into living places. Inducing brilliance and freshness, the range introduces contemporary trends to evoke innovation and creativity, not only from spaces but from you.



DOLCE VITA




COCOON



LOUNGE



# TRENDS



URBAN



**COCOON**  
WELLBEING AND SIMPLICITY  
The warmth of care and earthy tones.



**DOLCE VITA**  
RELAXED LIFESTYLE  
Delicate Scandinavian shades with an urban style.



**LOUNGE**  
A TOUCH OF ELEGANCE  
Colours of sophistication.



**METALLICS**  
DIGNITY IN SHINE  
Royal and bold. Designs with grandeur.



**PASTELS**  
SUBTLE COMFORTS  
The power of simplicity with a blend of luxury.

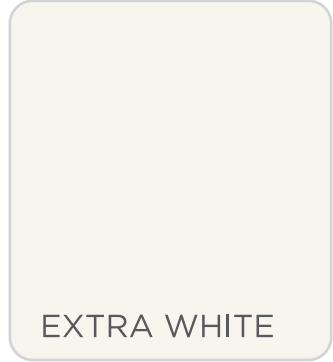


**POP**  
HIGH-IMPACT SHADES  
Bringing spaces alive.



**URBAN**  
GRAPHIC DESIGN  
Dare to make a modern statement.





## COCOON


### WELLBEING AND SIMPLICITY

A family of warm neutrals - warm whites, ivory, beige and deep browns - lends a colour palette that evokes the natural, calming tones of wood, plants and earth. Creating timeless spaces of warmth and comfort that inspire and endure.

## WARM NEUTRALS







## DOLCE VITA RELAXED LIFESTYLE

Drawing inspiration from subtle Scandinavian colours and the glamour of La Dolce Vita, these half-tones provide a gentle wash of colour. The subtle delicate shades are complemented by the shine, depth and modernity of glass.

## SOBER SEMI-TONES





OPERA RED



CALM SKY



OLIVE GREEN



CASIS PURPLE

## LOUNGE

### A TOUCH OF ELEGANCE

Intense blues and deep velvety reds. These dark colours are the hallmarks of sophistication, transforming any area into a haven of understated elegance and peace. Truly, shades that bring a refined, theatrical quality to any space.

## ELITE HUES







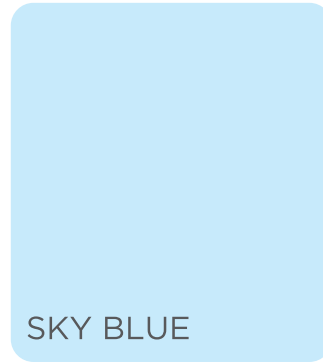
# METALLICS

## DIGNITY IN SHINE

Inspired by the smooth and shiny finish of everyday objects, Metallics are synonymous with the royal colours of grandeur. They impart a subtle yet strong effect to spaces, accentuating their elegance.

# IMPERIAL SHINE





## PASTELS

### SUBTLE COMFORTS

Energising yet not overwhelming, these subtle shades inspire feelings of mellow warmth and good cheer. Aesthetically pleasing, they evoke a sense of wellbeing, making one feel intrinsically happy.

## MELLOW TONES





FLAME RED



FUSION ORANGE



ATOLL BLUE



AQUA BLUE



PISTA GREEN


## POP HIGH-IMPACT SHADES

A range of pure colours that infuse a renewed zest for life - and make it large. Vivacious reds, dynamic greens and distinctive raspberry, lend depth and character to spaces. These bold, mood-elevating shades add a personal touch to one's interiors.



## VITALITY IN SPACES






## URBAN GRAPHIC DESIGN

Inspired by cool mineral colours of stones and metals, this colour palette of grey, pure white and deep black comes with a clean, distinctive style. Crafting a décor that is all about going back to the basics - a daringly modern statement that embraces its urban roots.


## COOL NEUTRALS



APP

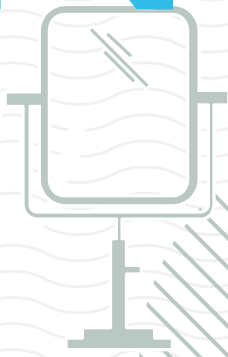



POP




LICA


TIONS



METALLICS



PASTELS





WALL PANELLING



KITCHEN SPLASHBACKS



KITCHEN SPLASHBACKS





WALL PANELLING



WARDROBES



WARDROBES



WRITING BOARDS



WASHROOMS



WALL PANELLING





WRITING BOARDS



COMMON AREAS



WASHROOMS



# A WHOLE RANGE OF PREMIUM LACQUERED GLASS FOR INTERIORS

sgg Planilaque is a range of high-durability lacquered glass ideal for use in interior furnishings and decorations. Its supreme quality and exquisite gloss, lend a contemporary appeal to evolving designs in architecture.



## QUALITY AND DURABILITY

This collection combines the beauty and clarity of lacquered glass, lending it a world-class quality that enhances interiors. Its unique composition makes the glass highly durable, enabling it to withstand damp and humid environments such as in kitchens and bathrooms, without additional protective backing.



## MAINTENANCE

sgg Planilaque is very easy to maintain. Simply use a soft cloth and a standard non-abrasive glass-cleaning product, to clean it.



## APPLICATION

The range consists of 26 shades and they are suitable for various types of areas, depending on the required ambience.

Lacquered glass enhances indoor areas, and can be used in:

1. Interior wall panelling – Homes, Kitchens, Bathrooms, Offices, etc.
2. Partitions and Lift lobbies
3. Signage, Writing boards, Furniture and Washrooms.





## SAFETY

SGG Planilaque is classified A2-S1-D0 with regard to its fire reaction. To avoid the risk of injury in the event of impact, this product is available as lacquered protective glass (SGG Planisafe version). A safety film is applied to the back of the glass, which holds the fragments of glass in place if it breaks.



## ENVIRONMENT

SGG Planilaque helps maintain a healthy and non-polluted environment. It meets stringent standards, with respect to emission of formaldehyde and other volatile organic compounds (VOC).



## PROCESSING

The processing of SGG Planilaque lacquered glass is similar to that of mirrors: it can be cut, drilled, edge-worked, scored, screen-printed and sandblasted. For cutting, the lacquered side must face towards the supporting wall, which must be flat, dry and free from all harsh substances in order to protect the lacquer.

Standard thicknesses and dimensions:

4 mm: 3210 x 2550 mm

6 mm: 3210 x 2400 mm



## INSTALLATION

SGG Planilaque lacquered glass is for indoor use only and must be fitted in accordance with current regulations and good professional practices. It can be installed quickly and easily by mechanical fixing (in channels or using fixing pads), or by adhesive fixing (using neutral silicone and/or double-sided adhesive pads.)

In addition to its existing range of products, Saint-Gobain offers a variety of accessories that are best compatible for glass installation.

## GLASSMATE

Saint-Gobain Inspire introduces an exclusive range of Glass Installation accessories under Glassmate - Silicones, Tapes and Clips. These products are eco-friendly, easy-to-use glass fixing solutions that ensure safer and faster installation, leading to reduction of time and costs.

Products under Glassmate are recommended for use with all variants of SGG Planilaque, SGG Planilaque Strong and SGG Planilaque Silk.



Primafix Silicone



Ultrafix Silicone



Double Sided Tape



Masking Tape



Edge Shield



SGG Planiclip®



**Saint-Gobain India Private  
Limited - Glass Business**

Level 7,  
Sigapi Aachi Building,  
18/3 Rukmani  
Lakshmi pathy Road,  
Egmore, Chennai - 600 008,  
Tamil Nadu.

Ph: +91-44-4593 6000

Fax: +91-44-4593 6008

<http://in.saint-gobain-glass.com>